



Cabinet Doors, Drawer Fronts, and Moldings



Product Guide

Updated March 2023

Welcome

Since our creation in 2009, Brushy Creek Custom Doors has constantly strived to manufacture custom cabinet products with exceptional quality, provide industry best lead-times, and do it all at a competitive price. We want to surpass your expectations by providing friendly and trustworthy customer service that is second to none.

Our state-of-the-art manufacturing facility uses CNC automation, along with barcode part tracking to assure your order is made exactly to your specifications and always shipped accurate and complete.

We look forward to building a long-term service-oriented relationship that will add value to your business. If I can be of any assistance to you, please give me a call at (864)877-9119 ext. 202 or email me at bobc@bccdoors.com.

Best Regards,

Bob Carter
President

Brushy Creek Custom Doors



Contents

Ordering	3
Product Information	5
<u>3D Laminate Doors/Drawer Fronts</u>	
- Shaker Panel Profiles	6
- Raised Panel Profiles	9
- Contemporary Profiles	13
- Options	14
Specialty Products	16
Accessories & Molding	17
3D Laminates & Matches	22
Solid Wood Products	31

Ordering Information

Order Forms

For clarity and efficiency, please use the order forms supplied by Brushy Creek Custom Doors. These forms can be obtained from our sales department or downloaded from our website: www.bccdoors.com.

Placing Orders

For each order, please fill out all fields in the order form and email or fax to:

Brushy Creek Custom Doors
Fax: (864)877-9194
Email: customerservice@bccdoors.com

Customer Service

Customer service representatives are available by email at customerservice@bccdoors.com or by phone at (864)877-9119, Monday through Thursday 8:00 a.m. until 5:00 p.m. and Friday 8:00 a.m. until noon.

New Accounts

Orders must be prepaid on all new accounts. Prepaid orders will not be placed into production until payment has been received. To open an account, please submit a completed Customer Information Sheet. Upon receipt, a customer service representative will contact you with details regarding your account.

Order Confirmations

Orders are accepted 24 hours a day. Confirmations are normally emailed or faxed within 24 hours of our receipt of your order. If no confirmation is received after 48 hours, please call us to verify that we have received your order. Please check your confirmation for accuracy and call us within 24 hours to make any necessary changes.

Changes and/or Cancellations

Changes or cancellations must be received in writing and will be acknowledged upon receipt. These must be received within 24 hours from receipt of confirmation. Once the order has been placed into production, any changes or cancellations will be at the customer's expense.

On-Line Ordering

After a Customer Information Sheet has been submitted to our customer service team, each customer has the option to place their orders on-line through our portal. Please contact our customer service team if you prefer to order on-line and they will email the instructions to get set-up on the portal and begin ordering on-line.

Rush Orders

Rush orders will be accepted whenever possible. A 20% charge will be added to each rush order. These orders are considered firm and no changes can be made once the order has been placed and cancellations or changes will be at the customer's expense. Certain door styles and colors cannot be rushed due to production time and material availability so please contact us before ordering.

Invoices / Payments

A final invoice will be mailed, faxed, or e-mailed to you. Payment is expected to be made to Brushy Creek Custom Doors within the terms of your account. We accept payments via money order, cashier's check, company check (approved by our credit department), VISA, MasterCard, Discover Card, or American Express.

Samples

A limited quantity of sample doors and/or drawer fronts are available at no charge. Large sample orders will be supplied at a discount. Please contact our sales department with your specific request.

Lead Times

The lead time for standard door styles and colors is 3 weeks. True square corner, Mission, and Jefferson panel profiles may require longer production time. Contact our customer service department for any special needs that you may have.

Ordering Information

Packaging

We package and ship our product according to the size and quantity of each order. If you have special packaging requirements, please contact our customer service department with details.

Delivery Methods & Charges

All prices are FOB Greer, SC. Typically, small orders are shipped via UPS. Large orders are shipped on skids via common carrier to a specified address or held at the carrier's terminal for pickup. Please indicate when ordering if you have special receiving requirements for your delivery. Deliveries made to residential locations will incur additional charges by UPS and common carriers.

Pickup orders must be claimed within five days of the scheduled due date. A storage fee of up to \$50 per month may be added to orders left over 30 days and Brushy Creek is not responsible for orders left beyond the scheduled due date.

Shipping Damage

When a shipment arrives at your location, examine the packaging carefully. If there is evidence of damage or you suspect that there may be hidden damage, open the package immediately in the driver's presence. If you find damage, note it on the shipping document. Do not let the driver leave until you have done so. If you do not have time to inspect your product when it arrives, note on delivery receipt that you did not inspect it. You must inspect the product within 24 hours and notify customer service of any damage claim.

Order Discrepancy / Reworks

Please inspect your entire order to ensure that the condition of your product is acceptable and that the quantity and sizes agree with your order confirmation. If there are any discrepancies or quality issues, please report them to us immediately.

In the event that you receive defective or incorrect product, contact us immediately. You will be asked to provide a brief description, picture of the damage and label, and the date that your order was received along with the order number for reference. We will ship remakes at no charge via regular shipping within three business days. We may request the faulty product be returned for inspection..

Order Receipt

Brushy Creek Custom Doors strives to ship all orders accurately and on time. We make every effort to ensure all orders are produced correctly. However, final inspection of the product is the responsibility of the customer upon receipt.



Product Information

Board Specifications

The highest quality double-refined Medium Density Fiberboard (MDF) is used to provide a smooth surface and superior rout quality on all parts that we manufacture. The back of your parts can be a raw MDF surface, white melamine, or a melamine that is a match to many of the 3D Laminates stocked.

3D Laminate Specifications

We offer a wide selection of 3D Laminates that include several variations of whites, vibrant and contemporary solid colors, realistic wood grains, metallics, abstracts, and exotics. Our 3D Laminates are purchased from reliable, industry-recognized manufacturers. Upon arrival at our facility, each roll of laminate is tested for consistency in color and texture.

Design Specifications

All doors and drawer fronts are 3/4" thick. Standard rails and stiles are 2 1/2" wide on doors. On raised or recessed panel drawer fronts the standard left and right stiles are 2 1/2" wide and the top and bottom rails are 1 1/2" wide. Doors and drawer fronts are manufactured to within +/- 1/32" of the size that you order. Door and drawer front min sizes: 5 1/2" wide x 5 1/2" high (profile permitting). Door and drawer front max sizes: 48" wide x 96" high.

Cleaning

For routine cleaning of 3D Laminated surfaces, use a mixture of warm water (99%) and a mild, nonabrasive dish washing detergent (1%). Using a clean cotton or microfiber cloth saturated with this mixture, wipe in a vertical direction while applying light pressure. To disinfect 3D Laminated surfaces, a solution of water (90%) and bleach (10%) is recommended. DO NOT USE abrasive detergents, vinegar-based cleaners, furniture polish, ammonia, lacquer thinner, or any product with acetone, as these may damage the surface of the 3D Laminate. Also, avoid abrasive brushes or scrubbing pads, as they will scratch the surface. Brushy Creek Custom Doors is not responsible for any damage that is caused by abrasive cleaning agents or processes.

Heat Advisory

Because of the effect high heat can have on 3D Laminate products, you must allow adequate room or install a non-3D Laminate filler between 3D Laminate doors / drawers and any stove or oven. Also, advise homeowners to open all doors & fronts near an oven when (1) operating the self-cleaning mode, (2) broiling with the oven door open, or (3) boiling for a significant period of time. This should allow excess heat to vent away from the doors and drawers, reducing the chance of damage. Obvious heat related damage will void any warranty provided by Brushy Creek.

Warranty

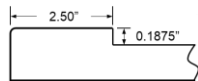
MDF & 3D Laminate products that are manufactured and/or sold by Brushy Creek Custom Doors are warranted against defects in the manufacturing process for a period of **5 years** from the date of the original invoice. Complete warranty information, including all terms and conditions, is contained in our Warranty Certificate that is available via download from our website: www.bccdoors.com or via mail by contacting a customer service representative.

Shaker Panel Profiles


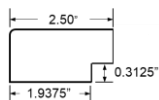
MISSION



Door / Drawer Front



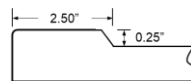
Frame




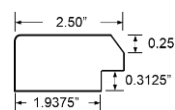
MISSION 3



Door / Drawer Front



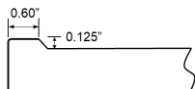
Frame



SLIM MISSION



Door / Drawer Front




Frame

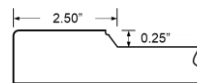
Not Available



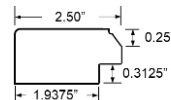
AUGUSTA MISSION



Door / Drawer Front




Frame

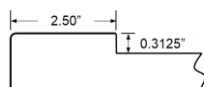


Shaker Panel Profiles

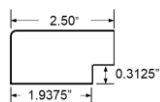
DEEP MISSION



Door / Drawer Front



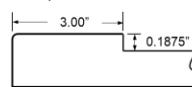
Frame



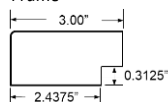
WIDE MISSION



Door / Drawer Front



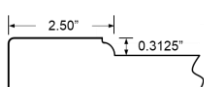
Frame



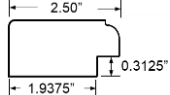
CAROLINA MISSION



Door / Drawer Front



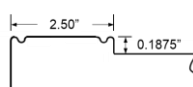
Frame



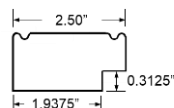
BRUNSWICK MISSION



Door / Drawer Front



Frame

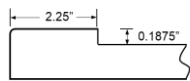


Shaker Panel Profiles

COTTAGE MISSION



Door / Drawer Front



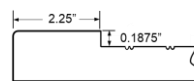
Frame



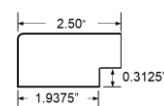
COTTAGE DOUBLE BEAD



Door / Drawer Front



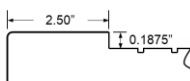
Frame




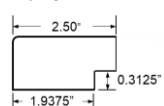
SHAKER MISSION




Door / Drawer Front



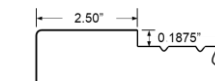
Frame



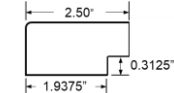
HANCOCK MISSION



Door / Drawer Front



Frame

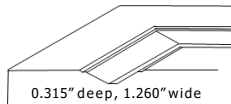


Raised Panel Profiles

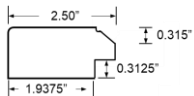
NEW YORK



Door / Drawer Front



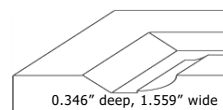
Frame



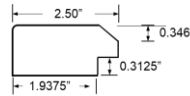
COLUMBIA



Door / Drawer Front



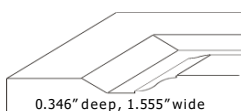
Frame



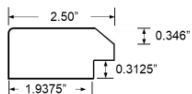
CHARLESTON



Door / Drawer Front



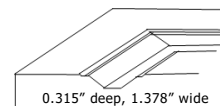
Frame



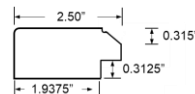
ACCORD



Door / Drawer Front



Frame

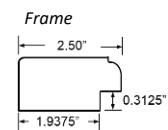
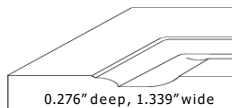


Raised Panel Profiles

CAROLINA




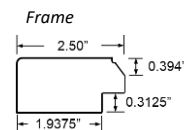
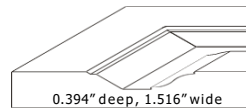
Door / Drawer Front



HEARTLAND



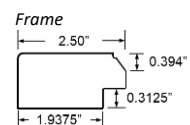
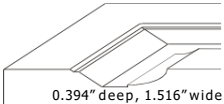
Door / Drawer Front



CAPTIVA



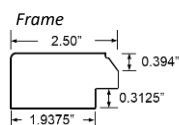
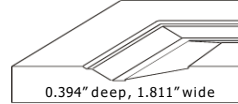
Door / Drawer Front



GREENVILLE



Door / Drawer Front

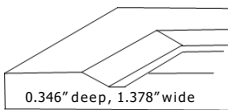


Raised Panel Profiles

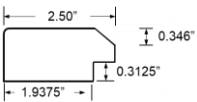
WILMINGTON



Door / Drawer Front



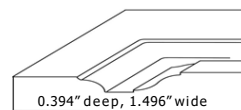
Frame



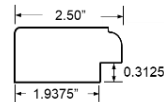
ATLANTA



Door / Drawer Front



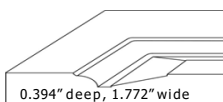
Frame



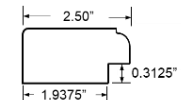
COLONIAL




Door / Drawer Front



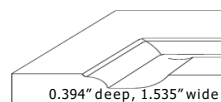
Frame



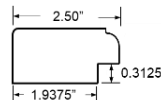
STANDARD



Door / Drawer Front



Frame



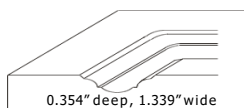
Raised Panel Profiles



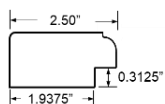
SOLO-CUT



Door / Drawer Front




Frame



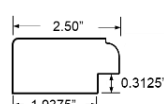
CONTOUR



Door / Drawer Front



Frame



Contemporary Profiles

SLAB

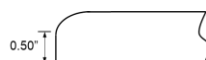
Edges




SUNRISE




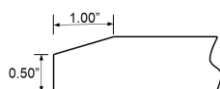
Door / Drawer Front



SAVANNAH



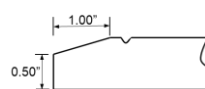
Door / Drawer Front



ST. AUGUSTINE

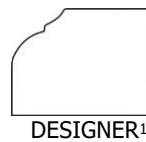
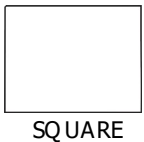

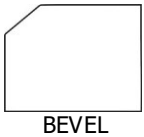

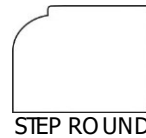
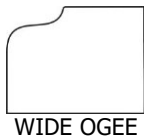


Door / Drawer Front



Options

OUTER EDGE PROFILES



¹Boring for Concealed Hinges must be no Less than 6mm Offset from Side of Door.

MDF MELAMINE BACKS

White

Antique White

Folkstone Grey

Fog Grey

Matte Mysterious

Celadon

Black

Campania Elme

Naples

Hudson Cherry

Williamsburg Oak

Hardrock Maple

Autumn Walnut

Caramel Apple

Nina Maple

Summer Flame

Rococo Elme

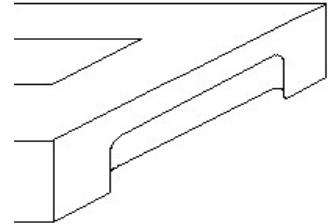
Chocolate Apple

Mocha


Panel Options

FINGER PULLS

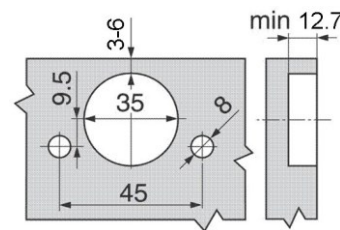
- ◆ Standard pull is 4" or 6" wide and centered.
- ◆ 7/16" high and 3/16" deep into the edge (11mm x 5mm).
- ◆ Specify top or bottom edge when ordering.
- ◆ Non-standard pull sizes and locations available for an additional charge.



HINGE BORING



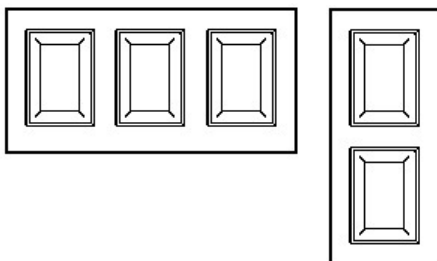
Hinge Boring Specs in mm:



Hinge boring is available for the concealed hinges using the **Blum** boring pattern. (Standard bore is 79mm from top/bottom edge to center of hole, is with dowel holes, and is at a 3mm (frame) or a 6mm (frameless) offset (side edge to cup hole). Please indicate boring location in the changes column on the order form (bore left or bore right).

MULTIPLE PANELS / MISC OPTIONS

- ◆ Non-standard rails or stiles are available for an additional charge. Special edging (1, 2, or 3 sides only) is available for an additional charge.
- ◆ Multi-panels and wainscoting panels are available for an additional charge per panel added. Ordering instructions and specifications are given below:



Order as doors. Indicate your specifications in the changes column on the order form regarding number, size & location of panels, rail & stile sizes, and any special edging required.

- ◆ 2 1/2" rails & stiles and 3" panel divider rails & stiles are standard unless otherwise specified
- ◆ Panels will be divided equally unless otherwise specified.
- ◆ Multi-panel edging will match other doors unless otherwise specified.

Specialty Products

CUSTOM TOPS

Closet Islands, Desks, & Tables

Available in 1 inch and 1 1/8-inch MDF



Mudroom Benches



Office Desks



Available in Solids, Wood Grains, Textures & Marbles

Please contact customer service for a quotation or additional information

CUSTOM HEALTHCARE COMPONENTS

Full capability to manufacture healthcare furnishing components to your specifications including:

- Headboards
- Footboards
- Doors & Drawer Fronts
- Overbed Tables
- Medical Carts
- Spill Proof Trays



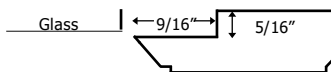
Please contact customer service for a quotation or additional information

Accessories and Moldings

FRAMES

Available in 1, 4, 6, and 8 panes

Frames are available **routed** or **not routed** on the back to receive your glass. Please specify your choice. The back rout is 5/16" deep by 9/16" wide and the routed area is unfinished.



The default for the corners of the back rout are rounded but can be squared upon request.



MISSION FRAME
(Mission/Shaker Mission/Deep Mission)



MISSION #3 FRAME




AUGUSTA MISSION FRAME



CAROLINA FRAME
(Carolina / Carolina Mission)



COTTAGE FRAME
(Cottage Mission / Cottage DB)



BRUNSWICK FRAME



NEW YORK FRAME
(New York / Accord)



CAPTIVA FRAME
(Captiva/Heartland/Greenville)



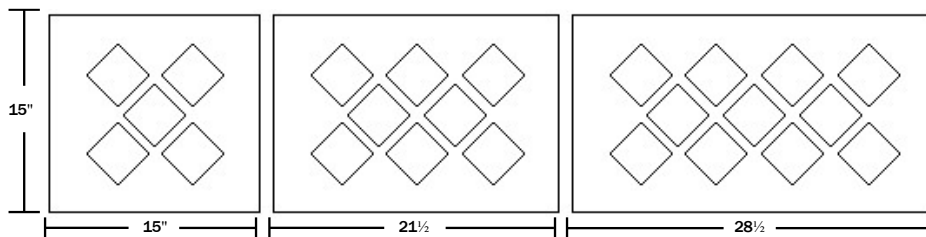
ST AUGUSTINE FRAME



Accessories and Moldings

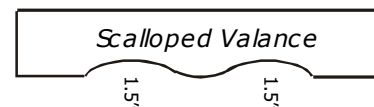
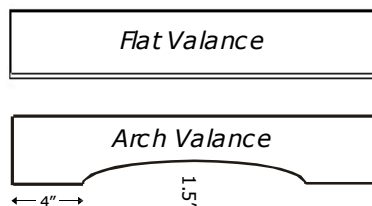
BOTTLE RACKS

- ◆ Sold in pairs, priced per piece.
- ◆ 3 1/2" openings.
- ◆ Available in 5, 8, or 11 openings
- ◆ Minimum sizes shown. Custom sizes will add to rails & stiles (Minimum 2" rails & stiles.)



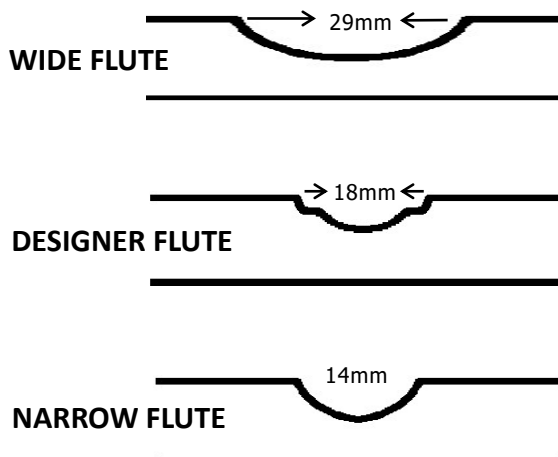
VALANCES

Please note: The arch rise is always 1 1/2" high in the center on both the Arch and Scalloped Valances. Drawings shown are not to scale, especially for longer valances. Custom design, including custom rise, must be requested, and is available for an additional fee.



A square outside edge will be applied to valances, unless you very clearly specify different edging instructions on the order form.

FLUTED ACCENT PIECES



- ◆ When ordering Fluted Accent Pieces you must specify type of flute, # of flutes per piece, and the size of top and bottom rails.
- ◆ The size of the flute must remain as specified in the drawings shown.
- ◆ A square outside edge will be applied, unless very clearly specified.
- ◆ Maximum size - 48" x 96"
- ◆ Minimum sizes – Wide Flute: 4" w x 6" h & 2 flutes, Designer Flute: 4" w x 6" h & 3 flutes, Narrow Flute: 2 3/4" w x 6" h & 3 flutes.

Accessories and Moldings

MOLDINGS

Moldings are sold in 7' 9" lengths to all freight customers. Molding are sold in 8 ft. lengths to all non-freight customers. All pictures are for illustration only and are not shown to scale.



2-5/8" Crown



3-5/8" Crown



4-3/8" Crown



4-3/8" Cove Crown



4" Top Mount Crown



4" Shaker Top Mount



2-1/2" Traditional Base



4" Traditional Base



2-1/8" Scribe



11/16" Quarter Round



1-1/2" Double Beaded



1" Scribe

Accessories and Moldings

HINGES & PLATES

CLIP top BLUMOTION Hinge 110°



Clip hinge with dowel	Product number: 71B358180
Use Type	Standard Door
Cabinet Type	Frame or Frameless
Milling Depth	1/2 inch
Closing Mechanism	Soft-Closing



Chip hinge with inserta	Product number: 71B359180
Use Type	Standard Door
Cabinet Type	Frame or Frameless
Milling Depth	1/2 inch
Closing Mechanism	Soft-Closing

CLIP top Hinge 110°



Clip hinge with dowel	Product number: 71T358180
Hinge Type	Clip top
Use Type	Standard Door
Cabinet Type	Frame or Frameless
Door Thickness	Min 5/8 inch



Clip hinge with inserta	Product number: 70T359180
Hinge Type	Clip top
Use Type	Standard Door
Cabinet Type	Frame or Frameless
Door Thickness	Min 5/8 inch

Cam Adapter Plate, Center Mount



Type	Insert Face Frame
Fixing Type	Screw-On
0 mm Face Frame Mount	Product Number: 175H600180
3 mm Face Frame Mount	Product Number: 175H603180
6 mm Face Frame Mount	Product Number: 175H606180

Self-Adhesive Polyurethane Bumper - 12.7mm x 3.5 mm



Neoprene bumper sold by the sheet	Product Number: BP032111
Diameter	0.5 inch
Thickness	0.138 inch
Pieces per sheet	200

Wood Screw, Flat Head, Phillips Drive, Coarse Thread, Regular Wood Point



5/8" wood screws	Product Number: FPCN658PRM1
Head Type	Flat
Sold by box	Qty 1000

All images on this page are © Richelieu Hardware Ltd 1968

Accessories and Moldings

HINGES & PLATES

COMPACT BLUMOTION 38N Hinge 105° - Soft Close



Overlay	Product Number:
3/8 inch	38N358B06180
1/2 inch	38N358B08180
3/4 inch	38N358B12180

COMPACT 38N Hinge 105° Self Closing



Overlay	Product Number:
3/8 inch	38N35806180
1/2 inch	38N35808180
3/4 inch	38N35812180

CORNER CABINET HINGES

CLIP top Hinge 170° Self Closing



Clip Top Hinge	Product Number: 71T658180
Milling Diameter	1 3/8 inch
Hinge Opening Angle	+ 170 degrees
Door Thickness	Min 5/8 inch

CLIP top Hinge 170° Inserta design Self Closing



Clip Top Hinge	Product Number: 71T654180
Milling Diameter	1 3/8 inch
Hinge Opening Angle	+ 170 degrees
Door Thickness	Min 5/8 inch

CLIP top Hinge 60° Bi- Fold Spring Closing




Clip Top Hinge	Product Number: 79T853180
Cabinet Type	Frameless
Door Thickness	Min 5/8 inch
Door Position	Corner/Bi-Fold


All images on this page are © Richelieu Hardware Ltd 1968


3D Laminates


SOLIDS





021-Designer White
Pricing Group: B 




003-Alpine White
Pricing Group: A 





623-Ontario White
Pricing Group: B 




287-Matte White
Pricing Group: C 





450- Glacier White
Pricing Group: B 





449-Luxe White
Pricing Group: C 




026-Frosty White
Pricing Group: B 




005-Antique White
Pricing Group: B 



067-Bisque
Pricing Group: B




002-Almond
Pricing Group: B




489-Ivory
Pricing Group: C




609-Roja
Pricing Group: C



614-Ashen
Pricing Group: C




615-Fossil
Pricing Group: C



480-Fjord Green
Pricing Group: C



492-Celadon
Pricing Group: C 



493-Verde
Pricing Group: C



411-Matte Viridian
Pricing Group: C




491-Mist
Pricing Group: C




604-Smokey Blue
Pricing Group: C





387-Matte Mysterious
Pricing Group: C 




408-Matte Indigo
Pricing Group: C



025-Folkstone Grey
Pricing Group: B 




490-Willow
Pricing Group: C




284-Cool Grey
Pricing Group: B




495-Seattle Grey
Pricing Group: C




333-Fog Grey
Pricing Group: C 




061-Brushed Aluminum
Pricing Group: D




409-Matte Steele
Pricing Group: C





481-Graphite Grey
Pricing Group: C




012-Carbon Fiber
Pricing Group: C




410-Matte Black
Pricing Group: C 



334-Ebony Starlight
Pricing Group: D




009-Black
Pricing Group: B 

MARBLES




601-Champagne
Pricing Group: D



338-Marble
Pricing Group: C



415-White Marble
Pricing Group: D




416-Arabescato Marble
Pricing Group: D



418-Beige Marble
Pricing Group: D



417-Graphite Marble
Pricing Group: D

 = Matching Back


3D Laminates

arauco
PRISM

COMPLEMENTRY COLORS FOR ARAUCO PRISM TFL

www.prismTFL.com
araucona.marketing@arauco.com

					
623-Ontario White W100 White Pricing Group: B 	005-Antique White SF100 Victorian White Pricing Group: B 	002-Almond SF200 Vanilla Pricing Group: B	609-Roja SF258 Roja Pricing Group: C	025-Folkstone Grey SF208 Folkstone Pricing Group: B 	490-Willow SF255 Willow Pricing Group: C
					
333-Fog Grey SF213 Fog Grey Pricing Group: C 	614-Ashen SF232 Ashen Pricing Group: C	615-Fossil SF233 Fossil Pricing Group: C	491-Mist SF256 Mist Pricing Group: C	492-Celadon SF251 Celadon Pricing Group: C 	493-Verde SF257 Verde Pricing Group: C
					
387-Matte Mysterious WF247 Mysterious Pricing Group: C 	009-Black BLK100 Black Pricing Group: B 	617-Abiqua Pine WF459 Abiqua Pine Pricing Group: D	494-Urban WF464 Urban Pricing Group: D	342-Alabaster WF432 Alabaster Pricing Group: D	620-Narvik Ash WF451 Narvik Ash Pricing Group: D
					
621-Bergen Ash WF450 Bergen Ash Pricing Group: D	622-Sarek Ash WF449 Sarek Ash Pricing Group: D	397-Toasted Oak WF447 Toasted Oak Pricing Group: D	618-Presten Ash WF458 Presten Ash Pricing Group: D	343-Argento WF433 Argento Pricing Group: D	616-Benham Pine WF 460 Benham Pine Pricing Group: D
					
154-Dark Driftwood WF356 Driftwood Pricing Group: D	344-Gibraltar WF434 Gibraltar Pricing Group: D	345-Palomino WF435 Palomino Pricing Group: D	611-Rogue Valley Pear WF466 Rogue Valley Pear Pricing Group: D	092-Country Maple WF275 Hardrock Maple Pricing Group: C	612-Pelee Island Pear WF467 Pelee Island Pear Pricing Group: D
					
619-Karuna Ash WF452 Karuna Ash Pricing Group: D	69-Autumn Walnut WF259 Majestic Walnut Pricing Group: D 	015-Caramel Apple WF100 Desert Glow Pricing Group: D 	055-Summer Flame WF101 Autumn Glow Pricing Group: C 	018-Chocolate Apple WF228 Sable Glow Pricing Group: C 	019-Chocolate Cherry WF236 Ankara Pricing Group: D
					
610-Wallowa Pine WF462 Wallowa Pine Pricing Group: D	613-Koosha Pine WF 461 Koosha Pine Pricing Group: D				

















































 = Matching Back


3D Laminates



COMPLEMENTRY COLORS FOR EGGER TFL

www.egger.com
USA@egger.com

					
003-Alpine White W1100 Alpine White Pricing Group: A 	287-Matte White W954 White Pricing Group: C 	025-Folkstone Grey U779 Fog Grey Pricing Group: B 	333-Fog Grey U765 Silver Grey Pricing Group: C 	480-Fjord Green U636 Fjord Green Pricing Group: C	481-Graphite Grey U961 Graphite Grey Pricing Group: C
					
009-Black U999 Black Pricing Group: B 	410-Matte Black U999 Black Pricing Group: C 	471-Fineline White H3195 White Fineline Pricing Group: D	130-Portuna White H3078 White Havana Pine Pricing Group: D	476-Frozen Wood White H1292 Carbon Frzn Wood Pricing Group: D	465-Tossini White H1701 White Tossini Elm Pricing Group: D
					
472-Fineline Light Grey H3196 Light Fineline Grey Pricing Group: D	462-Halifax Oak White H1176 White Halifax Oak Pricing Group: D	473-Fineline Medium Grey H3197 Mdm Grey Fineline Pricing Group: D	467-Tossini Fox Grey H1222 Fox Grey Tossini Pricing Group: D	466-Tossini Grey-Beige H1210 Grey-Beige Tossini Pricing Group: D	477-Frozen Wood Grey H1291 Grey Frozen Wood Pricing Group: D
					
474-Fineline Dark Grey H3198 Dk Grey Fineline Pricing Group: D	424-Linear Ash H3081 Black Havana Pine Pricing Group: D	463-Halifax Oak Natural H1180 Natl Halifax Oak Pricing Group: D	459-Carini Honey H3790 Honey Carini Walnut Pricing Group: D	479-Frozen Wood Stone Grey H1291 Stone Grey Fzn Wd Pricing Group: D	469-Tossini Brown H1212 Brown Tossini Elm Pricing Group: D
					
464-Halifax Oak Tobacco H1181 Tobacco Hal Oak Pricing Group: D	460-Carini Auburn H3791 Auburn Carini Walnut Pricing Group: D	458-Carini Natural H3710 Natural Carini Walnut Pricing Group: D	468-Tossini Hazelnut H1220 Hazelnut Tossini Elm Pricing Group: D	456-Eucalyptus Warm Grey H3042 Warm Grey Euc Pricing Group: D	455-Eucalyptus Natural H3041 Natural Eucalyptus Pricing Group: D
					
475-Fineline Amber H3199 Amber Fineline Pricing Group: D	461-Carini Chocolate H3794 Choc Carini Walnut Pricing Group: D	470-Tossini Espresso H1221 Espresso Toss Elm Pricing Group: D	478-Frozen Wood Carbon H1292 Carbon Fzn Wood Pricing Group: D	457-Eucalyptus Dark Brown H3043 Dark Brown Euc Pricing Group: D	082-Classic Maple H1815 Hardrock Maple Pricing Group: D 
					
055-Summer Flame H1958 Amber Pearwood Pricing Group: C 	018-Chocolate Apple H1959 Choc Pearwood Pricing Group: C 	062-Espresso 4498 Espresso Pricing Group: C			


 = Matching Back

3D Laminates




COMPLEMENTRY COLORS FOR FUNDER TFL


www.funderamerica.com




021-Designer White
4991 Noble White
Pricing Group: B




450-Glacier White
4941 Nova White
Pricing Group: B




026-Frosty White
4971 McKinley White
Pricing Group: B



067-Bisque
4607 Bisque
Pricing Group: B



002-Almond
2823 Almond
Pricing Group: B




025-Folkstone Grey
4955 Folkstone
Pricing Group: B



284-Cool Grey
L763 Morning Dew
Pricing Group: C



333-Fog Grey
4910 Ashen
Pricing Group: C




009-Black
4107 Black
Pricing Group: B




301-Blanca Elme
D793 Blanca Elme
Pricing Group: D




303-Campania Elme
D669 Campania Elme
Pricing Group: D




113-Hudson Cherry
4222 Hudson Cherry
Pricing Group: C



100-Milano Grey
D233 Tenino Grey
Pricing Group: C



092-Country Maple
4692 Country Maple
Pricing Group: C




302-Tuscani Elme
Pricing Group: D




305-Rococo Elme
D747 Rocco Elme
Pricing Group: D




69-Autumn Walnut
D337 Autumn
Pricing Group: D



015-Caramel Apple
4365 Honey Apple
Pricing Group: D




049-Sienna Wild Apple
4364 Cognac
Pricing Group: D




055-Summer Flame
4388 Wild Apple
Pricing Group: C




122-Nina Maple
4334 Nina Maple
Pricing Group: C




117-Clark Cherry
4213 Clark Cherry
Pricing Group: C




116-Lewis Cherry
4214 Lewis Cherry
Pricing Group: C



018-Chocolate Apple
4363 Chocolate Pear
Pricing Group: C




062-Espresso
4498 Espresso
Pricing Group: C



063-Mocha
4454 Mocha
Pricing Group: C




608-Caroliona Oak
545 Carolina Oak
Pricing Group: D




606-Highlands Oak
548 Highlands Oak
Pricing Group: D



607-Charleston Oak
549 Charleston Oak
Pricing Group: D



220-Naples
5843 Naples
Pricing Group: D



503-Williamsburg Oak
558 Williamsburg Oak
Pricing Group: D


= Matching Back

3D Laminates




COMPLEMENTRY COLORS FOR TAFISA TFL


www.tafisa.ca/en.com
tafisa@tafisa.ca




287-Matte White
 L080 Froth of the Sea
 Pricing Group: C




026-Frosty White
 L080 Froth of the Sea
 Pricing Group: B




489-Ivory
 L204 Ivory
 Pricing Group: C



284-Cool Grey
 L763 Morning Dew
 Pricing Group: C



061-Brushed Aluminum
 L474 Brushed Aluminum
 Pricing Group: D



009-Black
 L203 Black
 Pricing Group: B



281-White Chocolate
 L492 White Chocolate
 Pricing Group: C




320-Winter Fun
 M2004 Winter Fun
 Pricing Group: D



497-Free Spirit
 L580 Free Spirit
 Pricing Group: D




352-Summer Breeze
 L540 Summer Breeze
 Pricing Group: D




501-The Chameleon
 L584 The Chameleon
 Pricing Group: D



324-Weekend Getaway
 M2003 Weekend Getaway
 Pricing Group: D



348-Latitude East
 L533 Latitude East
 Pricing Group: D




319-Southwester
 L535 Southwester
 Pricing Group: D




498-Sheer Beauty
 L581 Sheer Beauty
 Pricing Group: D




502-Rhapsody
 L585 Rhapsody
 Pricing Group: D




321-Casting at First Light
 M2007-Casting at First Lgt
 Pricing Group: D



499-Fashionista
 L582 Fashionista
 Pricing Group: D



322-Tea for Two
 M2006-Tea for Two
 Pricing Group: D



323-Sunday Brunch
 M2005 Sunday Brunch
 Pricing Group: D




500-First Class
 L583 First Class
 Pricing Group: D




015-Caramel Apple
 L421 Candlelight
 Pricing Group: D



001-Alabama Cherry
 L521 Rustik Cherry
 Pricing Group: D




034-Jubilee Cherry
 L472 Shiraz Cherry
 Pricing Group: D



018-Chocolate Apple
 L444 Chocolate Pear Tree
 Pricing Group: C



112-Wenge
 L666 Very Chic
 Pricing Group: C



019-Chocolate Cherry
 L459 Mocha Cherry
 Pricing Group: D

= Matching Back

3D Laminate Matches

Brushy Creek's 3D Laminate Name	Pricing Group	Matching Melamine Back	Arauco/Prism	Egger	Funder	Panolam	Roseburg	Tafisa	Uniboard
			arauco.com	egger.com	funderamerica.com	panolam.com	roseburg.com	tafisa.ca	uniboard.com
617-Abiqua Pine	D	WHITE SUGGESTED	W459 Abiqua Pine	-	-	-	-	-	-
1-Alabama Cherry	D	ALABAMA CHERRY	-	-	-	-	408 Alabama Cherry	L521 Rustik Cherry	-
342-Alabaster	D	WHITE OR FOLKSTONE SUGGESTED	WF432 Alabaster	-	-	-	-	-	-
2-Almond	B	WHITE OR ANTIQUE WHITE SUGGESTED	SF200 Vanilla	-	4823 Almond	S445 Almond	-	-	920 New England Almond
3-Alpine White	A	WHITE	W200 White	W1100 Alpine White	-	S411 Oxford White	-	-	300 Classic White
5-Antique White	B	ANTIQUÉ WHITE	SF100 Victorian White	-	-	-	109 Antique White	-	810 Antique White
416-Arabescato Marble	D	WHITE OR BLACK SUGGESTED	-	-	-	-	-	-	-
343-Argento	D	WHITE OR BLACK SUGGESTED	WF433 Argento	-	-	-	-	-	-
614-Ashen	C	WHITE, ANTIQUE WHITE, OR BLACK SUGGESTED	SF232 Ashen	-	-	-	-	-	-
69-Autumn Walnut	D	AUTUMN WALNUT	WF259 Majestic Walnut	-	D337 Autumn	-	-	-	-
418-Beige Marble	D	WHITE OR BLACK SUGGESTED	-	-	-	-	-	-	-
616-Benham Pine	D	WHITE OR BLACK SUGGESTED	WF460 Benham Pine	-	-	-	-	-	-
621-Bergen Ash	D	WHITE OR ANTIQUE WHITE SUGGESTED	WF450 Bergen Ash	-	-	-	-	-	-
67-Bisque	B	WHITE OR ANTIQUE WHITE SUGGESTED	-	-	4607 Bisque	-	-	-	-
9-Black	B	BLACK	BLK100 Black	U999 Black	4107 Black	S405 Black	06 Black	L203 Black	631 Classic Black
301-Blanca Elme	D	WHITE OR ANTIQUE WHITE SUGGESTED	-	-	D793 Blanca Elme	-	-	-	-
61-Brushed Aluminum	D	WHITE, BLACK OR FOG GREY SUGGESTED	-	-	-	-	-	L474 Brushed Aluminum	-
303-Campania Elme	D	CAMPANIA ELME	-	-	D669 Campania Elme	-	-	-	-
280-Cannella Rustik	D	FOG GREY, OR BLACK SUGGESTED	-	-	-	-	-	-	-
15-Caramel Apple	D	CARAMEL APPLE	WF100 Desert Glow	-	4365 Honey Apple	-	661 Caramel Apple	L421 Candlelight	262 Sunrise Maple
12-Carbon Fiber	C	FOG GREY OR BLACK SUGGESTED	-	-	-	-	799 Carbon Fiber	-	-
460-Carini Auburn	D	WHITE OR ANTIQUE WHITE SUGGESTED	-	H3791 Auburn Carini Walnut	-	-	-	-	-
461-Carini Chocolate	D	WHITE OR BLACK SUGGESTED	-	H3794 Chocolate Carini Walnut	-	-	-	-	-
459-Carini Honey	D	WHITE OR ANTIQUE WHITE SUGGESTED	-	H3790 Honey Carini Walnut	-	-	-	-	-
458-Carini Natural	D	WHITE OR BLACK SUGGESTED	-	H3710 Natural Carini Walnut	-	-	-	-	-
608-Carolina Oak	D	WHITE OR BLACK SUGGESTED	-	-	545 Carolina Oak	-	-	-	-
321-Casting at First Light	D	WHITE OR FOLKSTONE GREY SUGGESTED	-	-	-	-	-	M2007 Casting at First Light	-
492-Celadon	C	WHITE OR BLACK SUGGESTED	SF251 Celadon	-	-	-	-	-	-
601-Champagne	D	WHITE OR BLACK SUGGESTED	-	-	-	-	-	-	-

3D Laminate Matches

Brushy Creek's 3D Laminate Name	Pricing Group	Matching Melamine Back	Arauco/Prism	Egger	Funder	Panolam	Roseburg	Tafisa	Uniboard
			arauco.com	egger.com	funderamerica.com	panolam.com	roseburg.com	tafisa.ca	uniboard.com
607-Charleston Oak	D	WHITE OR BLACK SUGGESTED	-	-	549 Charleston Oak	-	-	-	-
18-Chocolate Apple	C	CHOCOLATE APPLE	WF228 Sable Glow	H1959 Chocolate Pearwood	4363 Chocolate Pear	W340 Brown Pearwood	662 Chocolate Apple	L444 Chocolate Pear Tree	E19 Chocolate Apple
19-Chocolate Cherry	D	WHITE OR BLACK SUGGESTED	WF236 Ankara Cherry	-	-	-	706 Chocolate Cherry	L459 Mocha Cherry	207 Choco Cherry
117-Clark Cherry	C	WHITE OR BLACK SUGGESTED	-	-	4213 Clark Cherry	-	-	-	-
82-Classic Maple	D	HARDROCK MAPLE	-	H1815 Hardrock Maple	-	-	-	-	290 Classic Maple
277-Contour White	D	WHITE SUGGESTED	WF355 Contour White	-	-	-	-	-	-
284-Cool Grey	B	WHITE OR BLACK SUGGESTED	-	-	4719 Cool Grey	-	-	L763 Morning Dew	-
92-Country Maple	C	HARDROCK MAPLE	WF275 Hardrock Maple	-	4692 Country Maple	W256 Country Maple	55 Hard Rock Maple	-	992 Hardrock Maple
154-Dark Driftwood	D	WHITE, BLACK OR FOG GREY SUGGESTED	WF356 Driftwood	-	-	-	-	-	-
21-Designer White	B	WHITE	-	-	-	S645 True White	120 Glacier White	-	505 Artic White
334-Ebony Starlight	D	BLACK SUGGESTED	-	U999 Black	-	-	-	-	-
457-Eucalyptus Dark Brown	D	WHITE OR BLACK SUGGESTED	-	H3043 Dark Brown Eucalyptus	-	-	-	-	-
455-Eucalyptus Natural	D	WHITE OR BLACK SUGGESTED	-	H3041 Natural Eucalyptus	-	-	-	-	-
456-Eucalyptus Warm Grey	D	WHITE, FOG GREY, OR BLACK SUGGESTED	-	H3042 Warm Grey Eucalyptus	-	-	-	-	-
24-Emb White Wood	C	WHITE SUGGESTED	-	-	-	-	-	-	-
62-Espresso	C	BLACK SUGGESTED	-	H3083 Espresso	4498 Espresso	-	-	-	-
499-Fashionista	D	WHITE SUGGESTED	-	-	-	-	-	L582 Fashionista	-
475-Fineline Amber	D	WHITE, FOG GREY, OR BLACK SUGGESTED	-	H3199 Amber Fineline	-	-	-	-	-
474-Fineline Dark Grey	D	WHITE OR BLACK SUGGESTED	-	H3198 Dark Grey Fineline	-	-	-	-	-
473-Fineline Medium Grey	D	WHITE, BLACK OR FOG GREY SUGGESTED	-	H3197 Medium Grey Fineline	-	-	-	-	-
472-Fineline Light Grey	D	WHITE, BLACK OR FOLKSTONE GREY SUGGESTED	-	H3196 Light Grey Fineline	-	-	-	-	-
471-Fineline White	D	WHITE SUGGESTED	-	H3195 White Fineline	-	-	-	-	-
500-First Class	D	WHITE OR BLACK SUGGESTED	-	-	-	-	-	L583 First Class	-
480-Fjord Green	D	WHITE OR BLACK SUGGESTED	-	U636 Fjord Green	-	-	-	-	-
333-Fog Grey	C	FOG GREY	SF213 Fog Grey	U765 Silver Grey	-	-	22 London Grey	-	-
25-Folkstone Grey	B	FOLKSTONE GREY	SF208 Folkstone	U779 Fog Grey	4955 Folkstone	S548 Custom Grey	108 Folkstone Grey	-	805 Sunset Grey
615-Fossil	C	WHITE, ANTIQUE WHITE, OR BLACK SUGGESTED	SF233 Fossil	-	-	-	-	-	-
497-Free Spirit	D	WHITE SUGGESTED	-	-	-	-	-	L580 Free Spirit	-
478-Frozen Wood Carbon	D	WHITE OR BLACK SUGGESTED	-	H1292 Carbon Frozen Wood	-	-	-	-	-
477-Frozen Wood Grey	D	WHITE OR BLACK SUGGESTED	-	H1291 Grey Frozen Wood	-	-	-	-	-

3D Laminate Matches

Brushy Creek's 3D Laminate Name	Pricing Group	Matching Melamine Back	Arauco/Prism	Egger	Funder	Panolam	Roseburg	Tafisa	Uniboard
			arauco.com	egger.com	funderamerica.com	panolam.com	roseburg.com	tafisa.co	uniboard.com
479-Frz Wood Stone Grey	D	WHITE, FOG GREY, OR BLACK SUGGESTED	-	H1288 Stone Grey Frozen Wood	-	-	-	-	-
476-Frozen Wood White	D	WHITE SUGGESTED	-	H1290 White Frozen Wood	-	-	-	-	-
26-Frosty White	B	WHITE	-	-	4971 McKinley White	-	11 White	L080 Froth of Sea	505 Arctic White
90-Fusion Maple	D	HARDROCK MAPLE	-	-	-	W268 Fusion Maple	-	-	-
344-Gibraltar	D	WHITE OR BLACK SUGGESTED	WF434 Gibraltar	-	-	-	-	-	-
450-Glacier White	B	WHITE	-	-	-	-	-	-	-
481-Graphite Grey	D	WHITE, FOG GREY, OR BLACK SUGGESTED	-	U961 Graphite Grey	-	-	-	-	-
417-Graphite Marble	D	WHITE OR BLACK SUGGESTED	-	-	-	-	-	-	-
462-Halifax Oak White	D	WHITE OR ANTIQUE WHITE SUGGESTED	-	H1176 White Halifax Oak	-	-	-	-	-
463-Halifax Oak Natural	D	WHITE OR ANTIQUE WHITE SUGGESTED	-	H1180 Natural Halifax Oak	-	-	-	-	-
464-Halifax Oak Tobacco	D	WHITE OR ANTIQUE WHITE SUGGESTED	-	H1181 Tobacco Halifax Oak	-	-	-	-	-
606-Highlands Oak	D	WHITE OR BLACK SUGGESTED	-	-	548 Highlands Oak	-	-	-	-
113-Hudson Cherry	C	HUDSON CHERRY	-	-	4222 Hudson Cherry	-	-	-	-
489-Ivory	C	WHITE OR ANTIQUE WHITE SUGGESTED	-	-	-	-	-	L204 Ivory	-
34-Jubilee Cherry	D	GORDON CHERRY	-	-	-	-	707 Jubilee Cherry	472 Shiraz Cherry	221 Ruby Cherry
619-Karuna Ash	D	WHITE OR BLACK SUGGESTED	WF452 Karuna Ash	-	-	-	-	-	-
613-Koosha Pine	D	BLACK SUGGESTED	WF461 Koosha Pine	-	-	-	-	-	-
348-Latitude East	D	WHITE OR BLACK SUGGESTED	-	-	-	-	-	L533 Latitude East	-
116-Lewis Cherry	C	BLACK OR GORDON CHERRY SUGGESTED	-	-	4214 Lewis Cherry	-	-	-	-
424-Linear Ash	D	WHITE OR BLACK SUGGESTED	-	H3081 Black Havana Pine	-	-	-	-	-
449-Luxe White	C	WHITE	-	-	-	-	-	-	-
338-Marble	C	WHITE OR BLACK SUGGESTED	-	-	-	-	-	-	-
410-Matte Black	C	WHITE OR BLACK SUGGESTED	-	-	-	-	-	-	-
408-Matte Indigo	C	WHITE OR BLACK SUGGESTED	-	-	-	-	-	-	-
387-Matte Mysterious	C	WHITE OR BLACK SUGGESTED	SF247 Mysterious	-	-	-	-	-	-
409-Matte Steele	C	WHITE, BLACK OR FOG GREY SUGGESTED	-	-	-	-	-	-	-
411-Matte Viridian	C	WHITE OR BLACK SUGGESTED	-	-	-	-	-	-	-
287-Matte White	C	WHITE	-	W954 White	4971 McKinley White	-	11 White	L080 Froth of Sea	505 Arctic White
100-Milano Grey	C	WHITE, FOG GREY, OR BLACK SUGGESTED	-	-	D233 Tenino Grey	-	-	-	-
491-Mist	C	WHITE SUGGESTED	SF256 Mist	-	-	-	-	-	-
63-Mocha	C	MOCHA	-	-	4454 Mocha	-	-	-	-
220-Naples	D	NAPLES	-	-	S843 Naples	-	-	-	-
620-Narvik Ash	D	WHITE OR ANTIQUE WHITE SUGGESTED	WF451 Narvik Ash	-	-	-	-	-	-
122-Nina Maple	C	NINA MAPLE SUGGESTED	-	-	4224 Nina Maple	-	-	-	-
345-Palomino	D	WHITE OR BLACK SUGGESTED	WF435 Palomino	-	-	-	-	-	-

3D Laminate Matches

Brushy Creek's 3D Laminate Name	Pricing Group	Matching Melamine Back	Arauco/Prism	Egger	Funder	Panolam	Roseburg	Tafisa	Uniboard
			arauco.com	egger.com	funderamerica.com	panolam.com	roseburg.com	tafisa.ca	uniboard.com
612-Pelee Island Pear	D	WHITE SUGGESTED	WF467 Pelee Island Pear	-	-	-	-	-	-
618-Presten Ash	D	WHITE OR BLACK SUGGESTED	WF458 Presten Ash	-	-	-	-	-	-
623-Ontario White	B	WHITE SUGGESTED	W100 White	-	-	-	-	-	-
502-Rhapsody	D	WHITE OR BLACK SUGGESTED	-	-	-	-	-	L585 Rhapsody	-
305-Rococo Elme	D	ROCOO ELME	-	-	D747 Rococo Elme	-	-	-	-
609-Roja	C	WHITE OR BLACK SUGGESTED	SF258 Roja	-	-	-	-	-	-
611-Rogue Valley Pear	D	WHITE OR BLACK SUGGESTED	WF466 Rogue Valley Pear	-	-	-	-	-	-
622-Sarek Ash	D	WHITE OR ANTIQUE WHITE SUGGESTED	WF449 Sarek Ash	-	-	-	-	-	-
495-Seattle Grey	C	WHITE, FOG GREY, OR BLACK SUGGESTED	-	-	-	-	-	-	-
498-Sheer Beauty	D	WHITE SUGGESTED	-	-	-	-	-	L581 Sheer Beauty	-
49-Sienna Wild Apple	D	SUMMER FLAME SUGGESTED	-	-	4364 Cognac	-	665 Wild Apple	-	-
319-Southwester	D	WHITE OR BLACK SUGGESTED	-	-	-	-	-	L535 Southwester	-
352-Summer Breeze	D	WHITE OR BLACK SUGGESTED	-	-	-	-	-	L540 Summer Breeze	-
55-Summer Flame	C	SUMMER FLAME	WF101 Autumn Glow	H1958 Amber Pearwood	4388 Wild Apple	W336 Sunset	-	-	263 Sunset Maple
323-Sunday Brunch	D	WHITE OR BLACK SUGGESTED	-	-	-	-	-	M2005 Sunday Brunch	-
322-Tea for Two	D	WHITE OR BLACK SUGGESTED	-	-	-	-	-	M2006 Tea for Two	-
501-The Chameleon	D	WHITE SUGGESTED	-	-	-	-	-	L584 The Chameleon	-
397-Toasted Oak	D	WHITE OR BLACK SUGGESTED	WF447 Toasted Oak	-	-	-	-	-	-
469-Tossini Brown	D	WHITE OR BLACK SUGGESTED	-	H1212 Brown Tossini Elm	-	-	-	-	-
470-Tossini Espresso	D	BLACK SUGGESTED	-	H1221 Espresso Tossini Elm	-	-	-	-	-
467-Tossini Fox Grey	D	WHITE, FOG GREY, OR BLACK SUGGESTED	-	H1222 Fox Grey Tossini Elm	-	-	-	-	-
466-Tossini Grey Beige	D	WHITE OR BLACK SUGGESTED	-	H1210 Grey-Beigh Tossini Elm	-	-	-	-	-
468-Tossini Hazelnut	D	WHITE OR BLACK SUGGESTED	-	H1220 Hazelnut Tossini Elm	-	-	-	-	-
465-Tossini White	D	WHITE SUGGESTED	-	H1701 White Tossini Elm	-	-	-	-	-
302-Tuscani Elme	D	WHITE OR BLACK SUGGESTED	-	-	D658 Tuscani Elme	-	-	-	-
494-Urban	D	WHITE OR BLACK SUGGESTED	WF464 Urban	-	-	-	-	-	-
493-Verde	C	WHITE OR BLACK SUGGESTED	SF257 Verde	-	-	-	-	-	-
610-Wallowa Pine	D	BLACK SUGGESTED	WF462 Wallowa Pine	-	-	-	-	-	-
324-Weekend Getaway	D	WHITE OR FOLKSTONE GREY SUGGESTED	-	-	-	-	-	M2003 Weekend Getaway	-
112-Wenge	C	WHITE OR BLACK SUGGESTED	-	-	-	-	-	L666 Very Chic	-
281-White Chocolate	C	WHITE SUGGESTED	-	-	-	-	-	L492 White Chocolate	-
415-White Marble	D	WHITE OR BLACK SUGGESTED	-	-	-	-	-	-	-
503-Williamsburg Oak	D	WILLIAMSBURG OAK SUGGESTED	-	-	558 Williamsburg Oak	-	-	-	-
490-Willow	C	WHITE OR FOLKSTONE SUGGESTED	SF255 Willow	-	-	-	-	-	-
272-Windsor Mahogany	D	WHITE OR GORDON CHERRY SUGGESTED	-	-	-	-	-	-	-
320-Winter Fun	D	WHITE OR FOLKSTONE GREY SUGGESTED	-	-	-	-	-	M2004 Winter Fun	-

Solid Wood Products

PRODUCT INFORMATION

Solid Wood Materials

We take great pride in the wood doors and drawer fronts we are able to offer you. Quality solid woods that are available in the industry are used in the manufacturing process. However, you must keep in mind that wood is a natural product, with colors, grain variations, and mineral streaking within each board. All pieces of wood that we put into our products are selected for the best color and grain-match on the face. The back of doors & drawer fronts will not be selected for color and will not be grain matched.

Design Specifications

- All doors and drawer fronts are 3/4" thick
- Standard rails and stiles are 2 1/2" wide on doors.
- Raised and flat panel drawer fronts have standard 1 1/2" wide rails.
- Doors and drawer fronts are manufactured to within +/- 1/16" of the size that you order.
- Door and drawer front minimum sizes: 6 1/4" wide x 6 1/4" high
- Door and drawer front maximum sizes: 26" wide x 96" high
- Frames are available without glass and routed on the back to receive your glass. Please specify if back routing is required.

Wood Species

The wood species that are stocked are shown on the price listing. Other species may be available with extended lead times. Contact our sales department with any special requests and for a quotation.

Warranty

Solid wood products that are manufactured and/or sold by Brushy Creek Custom Doors are warranted against defects in the manufacturing process for a period of 1 year from the date of the original invoice. Complete warranty information, including all terms and conditions, is contained in our Warranty Certificate that is available via download from our website: www.bccdoors.com or via mail by contacting a customer service representative.



Solid Wood Products

WOOD DOOR GALLERY



STYLE: CATHERDRAL
RAIL & STILE PROFILE: TRIPLE BEAD
PANEL PROFILE: WILLAMSBURG
OUTSIDE EDGE: ¼" with ROUND STEP
WOOD SPECIES: CHERRY



STYLE: ARCH
RAIL & STILE PROFILE: TRIPLE BEAD
PANEL PROFILE: COLONIAL PANEL
OUTSIDE EDGE: COVE
WOOD SPECIES: HICKORY



STYLE: SQUARE
RAIL & STILE PROFILE: SHAKER
PANEL PROFILE: SHAKER FLAT PANEL
OUTSIDE EDGE: SQUARE
WOOD SPECIES: PAINT GRADE MAPLE



STYLE: SQUARE
RAIL & STILE PROFILE: SHAKER
PANEL PROFILE: REVERSED RECESSED
OUTSIDE EDGE: ¼" with ROUND STEP
WOOD SPECIES: KNOTTY PINE



STYLE: ARCH
RAIL & STILE PROFILE: BEADED
PANEL PROFILE: RICHMOND PANEL
OUTSIDE EDGE: CLASSIC
WOOD SPECIES: ALDER



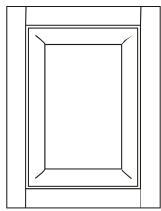
STYLE: SQUARE
RAIL & STILE PROFILE: SHAKER
PANEL PROFILE: BEADED FLAT PANEL
OUTSIDE EDGE: EASEOVER
WOOD SPECIES: PAINT GRADE MAPLE

Solid Wood Products

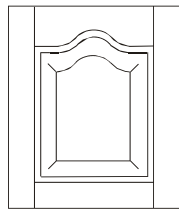
SOLID WOOD DOORS & DRAWER FRONTS

Step #1: Choose your door or drawer front style


Door Styles



SQUARE

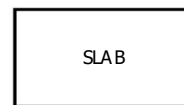


CATHEDRAL



ARCH

Drawer Front Styles



SLAB



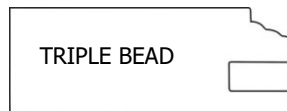
5-PIECE

Step #2: Choose your rail & stile profile


Rail & Stile Profiles



BEADED



TRIPLE BEAD



SHAKER



BEVEL



OGEE

Step #3: Choose your panel profile

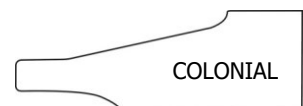
Raised Panel Profiles



STANDARD



RICHMOND



COLONIAL



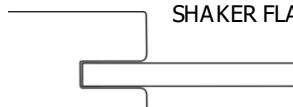
WILLIAMSBURG

Recessed Panel Profiles

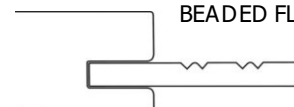
REVERSED RECESSED



SHAKER FLAT



BEADED FLAT



Solid Wood Products

SOLID WOOD DOORS & DRAWER FRONTS (CON'T)

Step #4: Choose your outside edge profile

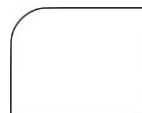
Outside Edge Profiles



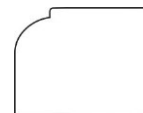
SQUARE



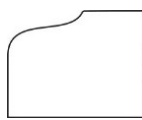
EASE OVER



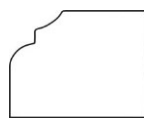
1/4 ROUND OVER



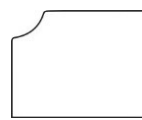
1/4 ROUND W/ STEP



OGEE



CLASSIC



COVE

Step #5: Choose your wood species

Pricing may change with the market costs. Please feel free to call for current quote.

- ♦ Paint Grade Maple
- ♦ Beech
- ♦ Ash
- ♦ Maple
- ♦ Red Oak
- ♦ Knotty Pine
- ♦ Alder
- ♦ Knotty Alder
- ♦ Cherry
- ♦ Rustic Cherry
- ♦ Hickory



How to calculate pricing (refer to Pricing Chart for Specifics):

- ♦ Door Base prices are per piece up to 18" wide X 32" high.
- ♦ Drawer Front Base prices are per piece up to 24" wide X 9" high.
- ♦ Add cost per linear inch to the base price for oversize inches in width & height.
- ♦ Non-standard rails or stiles are available for an additional charge per piece.
- ♦ Special edging (1, 2, or 3 sides only) is available for an additional charge per piece.



Mailing Address:

P.O. Box 1348
Greer, South Carolina 29652-1348

Physical Plant Address:

3383 Brushy Creek Road
Greer, South Carolina 29650

Customer Service:

(864)877-9119
customerservice@bccdoors.com